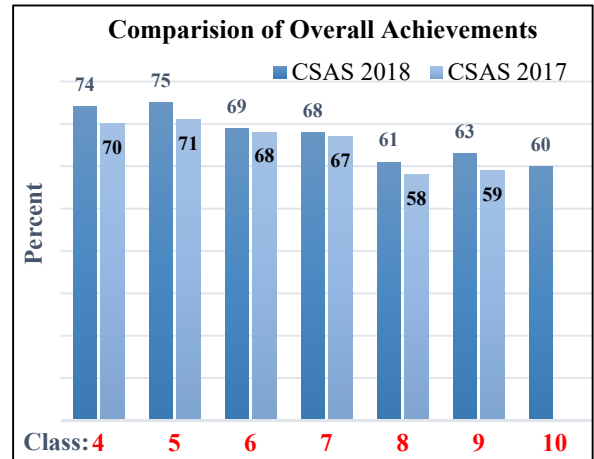


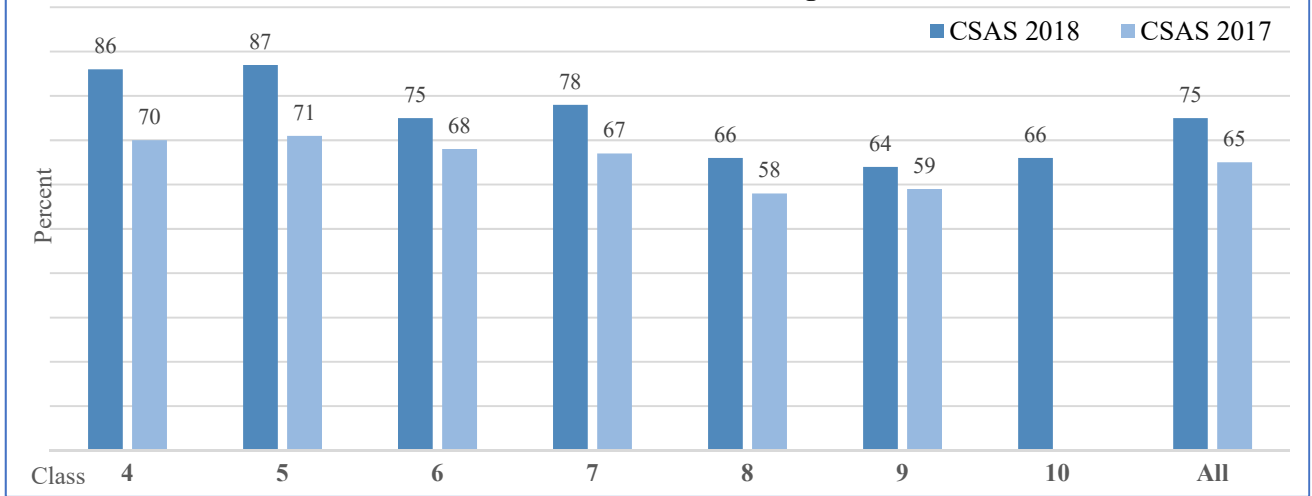
# CENSUS BASED STATE ACHIEVEMENT SURVEY (CSAS) 2018 RAMANAGARA DISTRICT ACHIEVEMENTS

## I Class-wise and Subject-wise Achievements:

Subject / Class	4	5	6	7	8	9	10	All 2018	All 2017
Lang 1	77	71	74	75	68	75	69	73	69
Lang 2	72	74	73	74	56	54	54	65	65
Lang 3			63	60	60	66	51	60	63
Maths	74	74	66	66	66	62	56	66	65
EVS/Sci	74	80	67	65	57	51	60	65	62
SS			69	68	61	69	71	67	63
<b>All - 2018</b>	<b>74</b>	<b>75</b>	<b>69</b>	<b>68</b>	<b>61</b>	<b>63</b>	<b>60</b>	<b>66</b>	
<b>All - 2017</b>	<b>70</b>	<b>71</b>	<b>68</b>	<b>67</b>	<b>58</b>	<b>59</b>			<b>65</b>



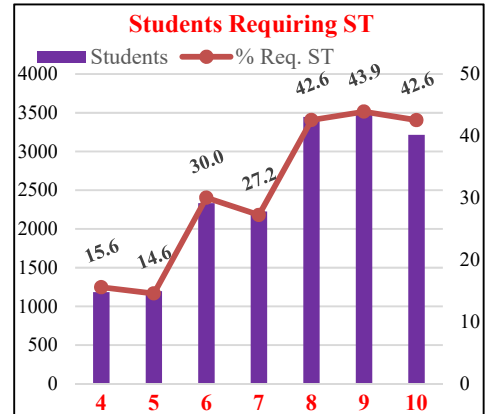
## II Class-wise Pass Percentage



## III Class-wise and Subject-wise Supplementary Teaching (ST):

Class	Students	L1	L2	L3	Math	EVS / Sci	SS	Sub Agg
4	1185	470	541	-	595	481	-	2087
5	1196	626	576	-	472	370	-	2044
6	2334	618	633	1193	736	662	573	4415
7	2226	441	514	1125	671	838	578	4167
8	3445	792	1516	1371	831	1340	930	6780
9	3514	455	1826	978	869	1995	586	6709
10	3215	347	1319	1882	911	757	360	5576
<b>Overall</b>	<b>17115</b>	<b>3749</b>	<b>6925</b>	<b>6549</b>	<b>5085</b>	<b>6443</b>	<b>3027</b>	<b>31778</b>

Sub Agg.: Subjects Aggregate



## IV Deficiencies in Competency Levels (< 40% listed below): Pl see "Competency List" file for details

Class/Sub	Kannada	English	Maths	EVS/Sci	SS
4				EVS411, 430	
5	KAN501, 506, 510		MATH516, 519, 523		
6		ENG607	MATH602, 610	SCI623	SS618
7	KAN709	ENG710	MATH704, 710, 713, 717	SCI709, 711, 727	SS712
8	KAN811	ENG803, 808, 817, 818, 819, 821, 828	MATH805	SCI809, 810, 816, 823	SS813, 814, 822, 826
9	KAN919	ENG901, 913, 916, 926, 930	MATH 911, 914, 925	SCI906, 909, 916, 917, 918, 919, 921	
10	KAN0123	ENG0104, 0112, 0114, 0116, 0117, 0127	MATH0106, 0114, 0117, 0118, 0120, 0123, 0124, 0126, 0128	SCI0110, 0112, 0116	SS0111